Multiple District 4

As of October 2026 Cumulative

Year	New Clubs	Dropped Clubs	Gain/ Loss Clubs	New Members	Charter Members	Reinstate Members	Transfer Members	Total Member Added	Total Members Dropped	Gain/ Loss Members
2022-2023	6	29	-23	2,213	359	263	154	2,989	3,332	-343
2023-2024	17	41	-24	2,281	503	261	118	3,163	3,427	-264
2024-2025	21	21	0	1,957	570	314	137	2,978	3,621	-643
2025-2026	27	14	13	2,228	729	217	123	3,297	2,908	389
2026-2027	7	3	4	764	150	119	37	1,070	731	339
Average	**16**	**22**	**-6**	**1,889**	**462**	**235**	**114**	**2,699**	**2,804**	**-104**

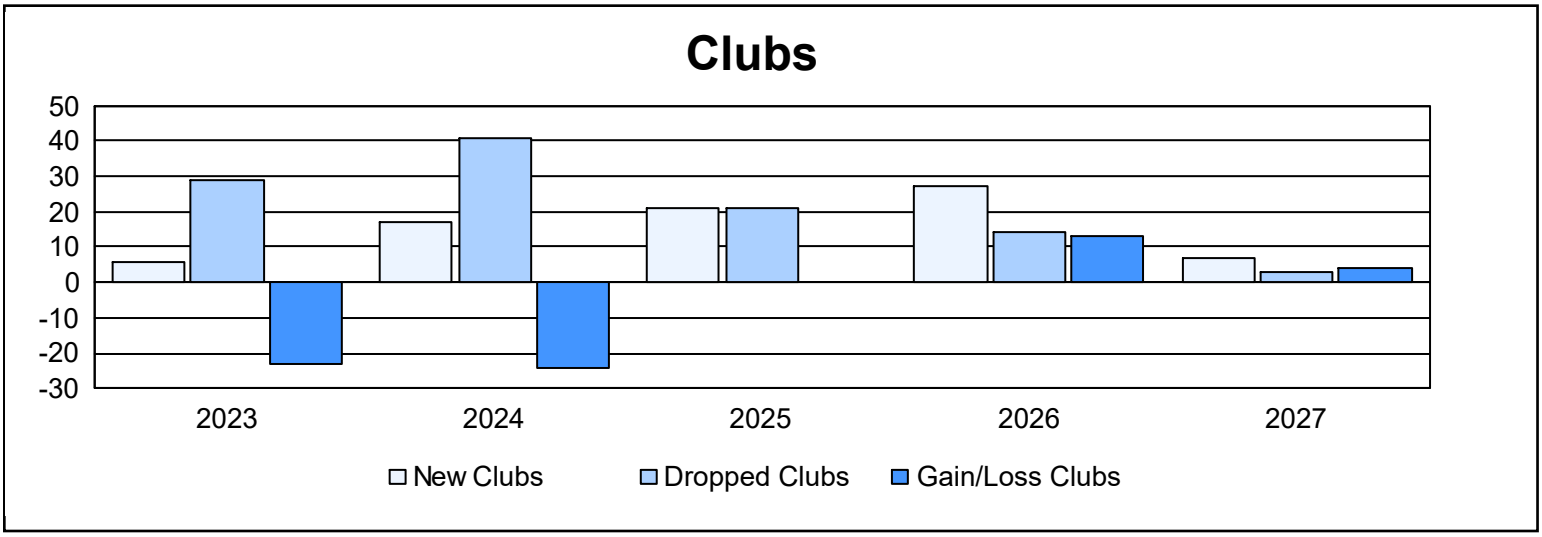

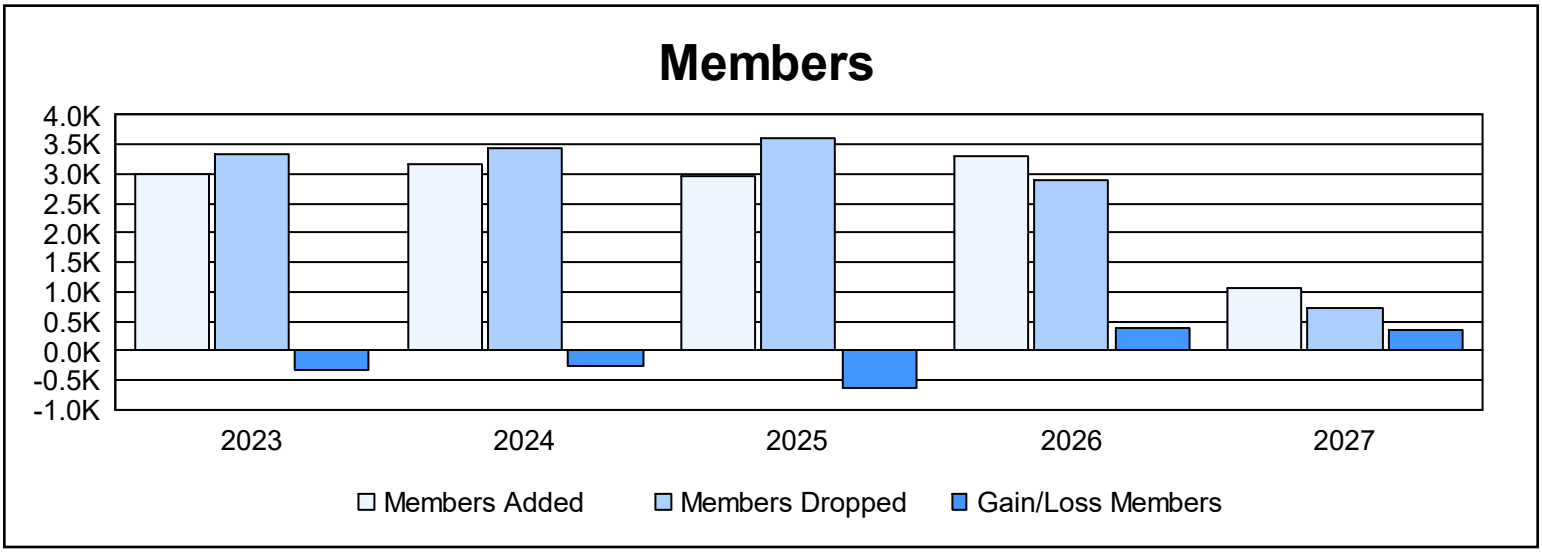

Membership Composition

October 2026 Cumulative

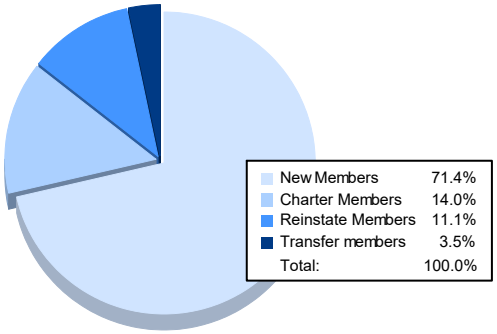

Gender Composition

October 2026 Cumulative

